

## STUDIO 5000 W p.o.

**ARNOLD & RICHTER** GMBH & CO BETRIEBS KG, PULVERMÜHLE, D-83071 STEPHANSKIRCHEN  
CINE TECHNIK TELEFON: (08036) 3009-3084 FAX: (08036) 3009-3075

**ARRI LIGHTING SOLUTIONS GMBH** ERNST-AUGUSTIN-STRASSE 12, D-12489 BERLIN  
TELEFON: (030) 678-233-0 FAX: (030) 678-233-99

**ARRI (GB) LIMITED** 2 HIGHBRIDGE, OXFORD ROAD, UXBRIDGE, MIDDLESEX UB8 1LX  
TELEPHONE: (0) 1895-457-000 FAX: (0) 1895-457-001

**ARRI INC. NEW YORK OFFICE** 617 ROUTE 303, BLAUVELT, NY 10913-1109  
TELEPHONE: (845) 353-1400 FAX: (845) 425-1250

**ARRI INC. BURBANK OFFICE** 600 NORTH VICTORY BLVD., BURBANK, CA 91502-1639  
TELEPHONE: (818) 841-7070 FAX: (818) 848-4028

**ARRI CANADA LTD.** 415 HORNER AVENUE, UNIT 11 ETOBICOKE, ONTARIO M8W 4W3  
TELEPHONE: (416) 255-3335 FAX: (416) 255-3399

**ARRI ITALIA S.R.L.** VIALE EDISON, 318 - 20099 SESTO SAN GIOVANNI (MI)  
TELEPHONE: (02) 2622 7175 FAX: (02) 242 1692



03 - 2007

**NOTE: WHEN ORDERING QUOTE PART NUMBER** **BEMERKUNG: BEI BESTELLUNG IDENT.-NR. ANGEBEN**




**L4.83070.E**  
Housing cpl. blue/silver  
Gehäuse kpl. blau/silber



**L4.83071.E**  
Rear casting blue  
Rückteil blau




**L4.83311.E**  
Rear casting black  
Rückteil blau schwarz




**L4.83089.E**  
Front casting blue  
Frontteil blau




**L4.83312.E**  
Front casting black  
Frontteil schwarz




**L4.83174.E**  
Side extrusion cpl. right  
(type plate side) silver  
Rippenblech kpl. rechts  
(Typen Schild-Seite) silber



**L4.83470.E**  
Side extrusion cpl. right  
(type plate side) black  
Rippenblech kpl. rechts  
(Typen Schild-Seite) schwarz



**L4.83175.E**  
Side extrusion cpl. left  
(door catch side) silver  
Rippenblech kpl. links  
(Verschlußseite-Linsenfassung)  
silber




**L4.83471.E**  
Side extrusion cpl./left  
(door catch side) black  
Rippenblech kpl./links  
(Verschlußseite-Linsenfassung)  
schwarz




**L4.83176.E**  
Internal side baffle right  
Mantelstromblech rechts



**L4.83177.E**  
Internal side baffle left  
Mantelstromblech links




**L4.83088.E**  
Top cover cpl. silver  
Abdeckung oben kpl. silber



**L4.83315.E**  
Top cover cpl. black  
Abdeckung oben kpl.  
schwarz




**L4.83087.E**  
Extrusions top silver  
Rippenbleche oben silber



**L4.83316.E**  
Extrusions top black  
Rippenbleche oben schwarz



**L4.79747.E**  
Door catch set  
Schnapphaken Set



**L4.83072.E**  
Base casting front or rear  
blue  
Wannenstirnenteil Vorder-oder  
Rückseite blau




**L4.83317.E**  
Base casting front or rear  
black  
Wannenstirnenteil Vorder-oder  
Rückseite schwarz




**L4.83075.E**  
Set of bottom panels  
Boden komplett



**L4.83082.E**  
Side panels left + right p.o.  
silver  
Seitenbleche links + rechts p.o.  
silber




**L4.83472.E**  
Side panels left + right p.o.  
black  
Seitenbleche links + rechts p.o.  
schwarz




**L4.83076.E**  
Internal side baffles left + right  
silver  
Mantelstrombleche links + rechts  
silber




**L4.83321.E**  
Internal side baffles left + right  
black  
Mantelstrombleche links + rechts  
schwarz




**L4.83074.E**  
Lampholder + lamp carriage  
Lampenfassung +  
Fokusschlitten



**L4.81134.E**  
Focus indicator  
Fokusanzeiger




**L4.83006.E**  
Reflector  
Reflektor



**L4.80413.E**  
25 pcs. ceramicholder-reflector  
25 St. Keramikhalter-Reflektor




**L4.83008.E**  
Lampholder complete  
Lampenfassung komplett



**L4.80115.E**  
Set of 10 pcs. lampholder  
contacts  
Set 10 St. Lampenklemmstücke



**L4.80125.E**  
Lamp lock shaft  
Hebel geschweißt



**L4.83078.E**  
Guide rail  
Leitspindel




**L4.83083.E**  
Focus spindle p.o.  
Fokusspindel p.o.



**L4.80122.E**  
10 pcs. guide roll / focus  
10 St. Führungsrollen / Fokus



**L4.81380.E**  
Focus knob  
Fokusknopf



**L4.83179.E**  
Lampholder compl. 4-Pin  
Lampenfassung kpl. 4-Pin




**L4.83090.E**  
Fresnel lens  
Stufenlinse




**L4.83031.E**  
Focus drive assembled  
Fokusantrieb montiert



**L4.83026.E**  
Housing for rotary switch p.o.  
Gehäuse für Drehschalter p.o.



**L4.83027.E**  
Rotary switch p.o.  
Drehschalter p.o.



**L4.83077.E**  
Wire guard complete  
Schutzgitter komplett



**L4.83084.E**  
Flexible shaft focus  
Flex-Welle Fokus



**L4.83033.E**  
Focus gear set  
Zahnrad Set



**L4.83085.E**  
Stirrup p.o.  
Haltebügel p.o.



**L4.85103.E**  
Worm gear  
Schneckenantrieb  
further p.o.-spare-parts on sperate sheet  
weitere p.o. Ersatzteile auf separatem Blatt




**L4.83166.E**  
Stirrup mounting set p.o.  
Bügelbefestigungs Set p.o.



**L4.83023.E**  
Accessory bracket p.o.  
Halteklause p.o.



**L4.83178.E**  
Lens door 90°  
Linsenfassung 90°



**L4.83025.E**  
Top latch assembled p.o.  
Torsicherung montiert p.o.



**L4.83058.E**  
Internal cable set  
200-240 V p.o.  
Kabel-Set innen 200-240 V p.o.



**L4.83059.E**  
Internal cable set  
100-120 V p.o.  
Kabel-Set innen 100-120 V p.o.




**L4.83024.E**  
Accessory bracket with  
safety catch p.o.  
Halteklaupe mit  
Sicherungshaken p.o.



**L4.83155.E**  
Mains cable 200-240 V p.o.  
Netzkabel 200-240 V p.o.



**L4.83154.E**  
Mains cable 100-120 V p.o.  
Netzkabel 100-120 V p.o.



**L4.83034.E**  
Focus knob set p.o.  
(white, blue, yellow, red)  
Fokusknopf-Set p.o.  
(weiß, blau, gelb, rot)



**L4.83519.E**  
Switch 4-Pin  
Schalter 4-Pin



**L4.70194.E**  
Paint blue similar RAL 5015  
Lack blau ähnlich RAL 5015



**L4.70183.E**  
Paint black similar RAL 9011  
Lack schwarz ähnlich RAL 9011



**L4.70186.E**  
Paint thinner  
Farb-Verdünnung